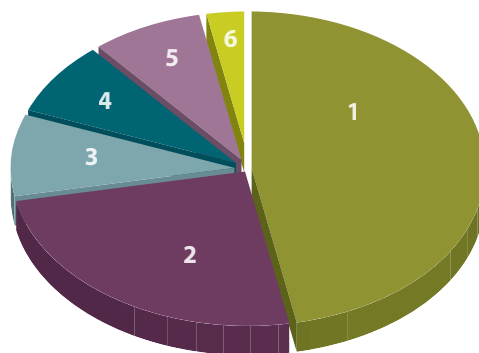
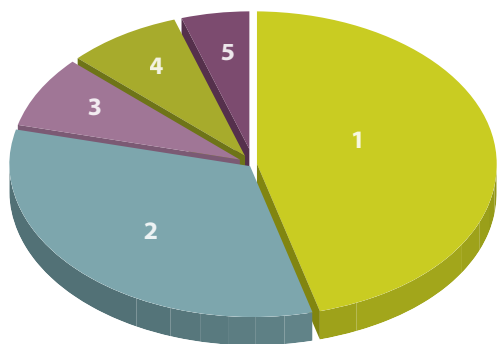


# Vision and Generosity: Report to the Community

## 2016–2017

**Vision and generosity** are threaded through this Report to the Community. They express the deep care and support of friends, alumni, donors, and church communities who undergird and entrust CMU with its unique mission and vision. The impact of these words is alive in students who are being inspired and equipped for lives of service, leadership, and reconciliation in church and society. Thank you for your vision and generosity. We hope that this report inspires you to continue to engage with a compelling university project.

### CMU Operations



#### Total Revenues

**\$14,183,747**

1. Tuition, Fees, Residence, Meal Plans	\$6,544,131	(46%)
2. Government Grants	\$4,618,037	(33%)
3. Facility Rental and Other Income	\$1,129,076	(8%)
4. Individual Donations and Church Support	\$1,115,670	(8%)
5. Bequests and Endowments	\$776,834	(5%)

#### Total Expenditures

**\$14,103,623**

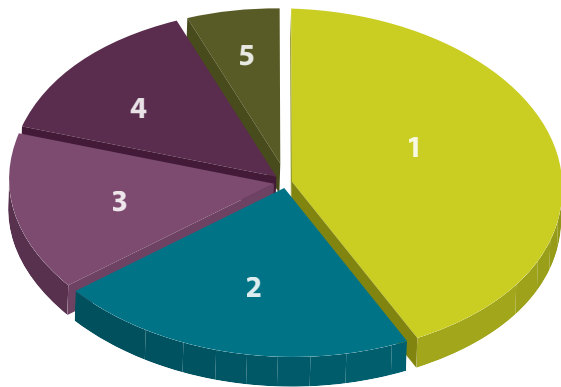
1. Academic Programming	\$6,658,251	(47%)
2. Facilities, Maintenance, Food Services, Rentals, CommonWord	\$3,496,926	(25%)
3. Development, Recruitment, Church Relations, Alumni	\$1,306,068	(9%)
4. Administration and General	\$1,171,678	(8%)
5. Student Services, Residence, Athletics	\$1,141,597	(8%)
6. Scholarships and Bursaries*	\$329,103	(3%)

*\*This budget expenditure augmented by donor supported Scholarships and Bursaries.*



# 2016–17 Donor Donations to All Funds

Includes the CMU Fund (Annual Operating), Student Bursaries and Scholarships, Capital Projects (Marpeck Commons), and All Other Funds



## Total Donations to All Funds

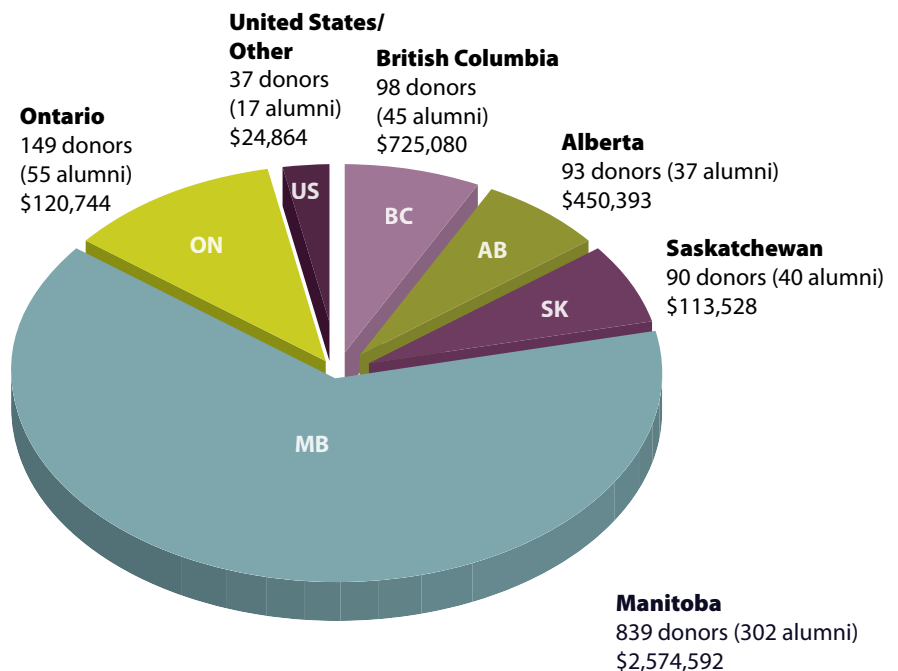
**\$4,009,201**

1. <b>Marpeck Commons Capital Project</b> (includes ongoing pledge fulfillment)	\$1,706,742
2. <b>CMU Fund</b> (for Annual Operations)	\$871,568
3. <b>Bequests, Endowments, and Other Designated Funds</b>	\$613,849
4. <b>Student Aid Designated Gifts</b> (Church Matching Gifts, Scholarships and Bursaries...)	\$576,201
5. <b>Denominational and Congregational Gifts</b> (from MC Canada and MB congregations)	\$240,842



## Number of Donors to All Funds by Region

Total 1306 Donors  
496 Alumni Donors



## Donations to All Funds by Giving Range

**Partners** (\$1 – \$999)  
\$213,397  
922 donors

**President's Circle** (\$1,000 – \$4,999)  
\$503,755  
291 donors

**Patrons** (\$5,000+)  
\$3,292,049  
93 donors



# 2016–17 Donations to the CMU Fund

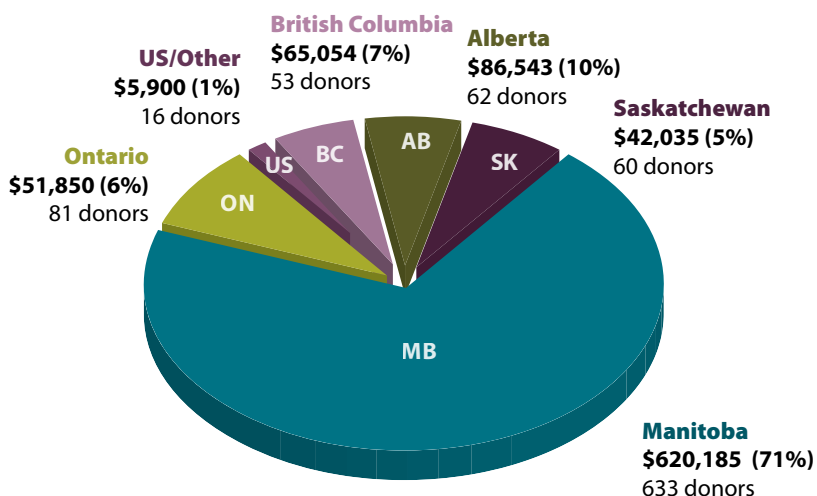
The CMU Fund supports all Annual Operations including academic, co-curricular and extended education programming, salaries, and facilities.

## Donations to the CMU Fund by Giving Range

<b>Patrons</b> (\$5,000+) \$409,279 36 donors	<b>President's Circle</b> (\$1,000 – \$4,999) \$294,104 182 donors	<b>Partners</b> (\$1 – \$999) \$168,184 687 donors
--	---	--

**Total: \$871,568**  
from 905 donors

## Donations to the CMU Fund by Region



**Alumni Giving to CMU Fund**  
**\$295,252**

**\$558,691**  
 given to students in Scholarships and Bursaries

**\$370,119**  
 from annual donor gifts and endowment earnings  
 (66% of total)

**\$188,572**  
 allocated from the CMU Fund  
 (34% of total)

**193** \$243,007 in Scholarships

**220** \$315,684 in Bursaries

## New Scholarships and Bursaries for 2016-17

**CMU Alumni Bursary (\$500)** is funded by alumni and given to students with demonstrated financial need.

**Canadian School of Music and the Arts (CSMA) Bursary** for students of CMU's CSMA, as funds are available.

**Christian Investors in Education (CIE) Fund (\$8,000)** supporting new and ongoing Indigenous initiatives, students involved in cross-cultural practica, and International student bursaries.

**Hans & Elsie Funk Business Bursary (2 X \$500)** to business students with demonstrated need and preferably majoring in accounting.

**John R. & Marian Friesen Academic Excellence Scholarship (\$1,000)** to a returning student with a GPA of 3.8 or higher.


**Katherine Unruh Outatown Leadership Scholarship (\$1,000)** to an Outatown student exemplifying leadership capacity, academic excellence, character, service, and vision.

**LGBTQ Fund (\$1,000)** providing counselling and financial support for LGBTQ students.

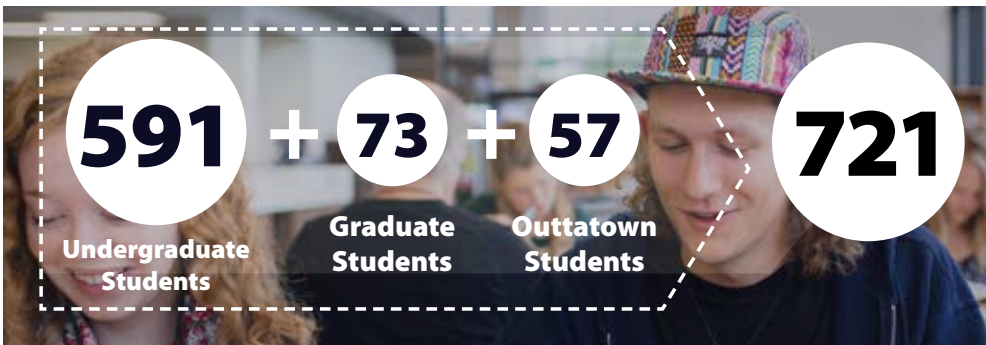
**Manitoba Scholarship and Bursary Initiative (\$75,000)** matches CMU donor funds (1:2) thus providing additional bursaries and scholarships.

**Menno Simons College Student Association Scholarship (\$500)** to a Menno Simons College student majoring in International Development Studies or Conflict Resolution Studies.

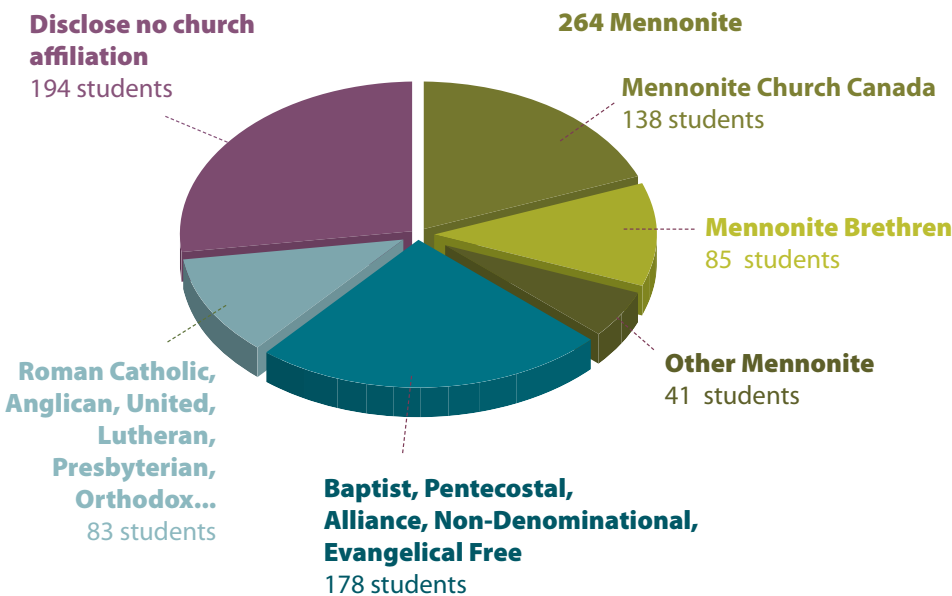
# 2016/17 Summer / Fall / Winter FTE Enrolment



## 2016/17 Fall / Winter Student Numbers: CMU Main Campus



## CMU Main Campus A Diverse Student Body



## Fast Facts

### Graduates

**138 students** graduated with CMU Degrees and Certificates

### 70 Undergraduate

- 41 - 4-year BA
  - 21 BA
  - 15 BMus & BMus Therapy
  - 5 BBA

28 - 3-year BA

- 1- Certificate in General Studies

### 11 Graduate

- 6 - MA Theological Studies or Christian Ministry
- 2 - MBA
- 3 - Graduate Certificates in Biblical and Theological Studies

### 57 Outtatown Certificates

### Undergraduates

- 75% Manitoba 25% other
- 123 transferred from post-secondary elsewhere
- 78 International students from 25 countries
- 68 previously in Outtatown
- 12 Peguis First Nation students (Peguis-CMU Transition Program)
- 60 enrolled in practica with 55 different community partners
- 190 in dormitories and apartments
- 80-100 involved in each of:
  - fellowship groups
  - music ensembles
  - student leadership
  - varsity athletics (Basketball, Volleyball, Soccer, and Futsal)

### Community

- 424 children, young people, and adults involved with CMU's Community School of Music and the Arts (CSMA)
- 100 seniors enrolled in Xplore: 55+ Enrichment Program
- 1000's attended lectures, workshops, concerts, Face2Face